

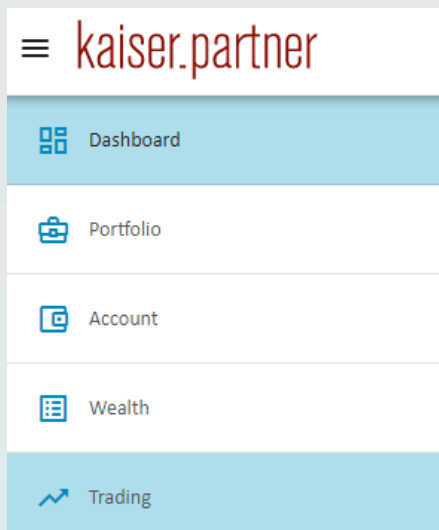


Kaiser Partner E-Banking

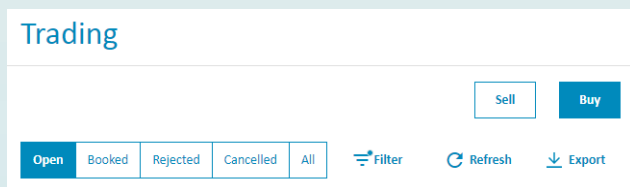
Enter Stock Exchange Order

1 Log into the Kaiser Partner Privatbank E-Banking at <https://ebanking.kaiserpartner.bank>.

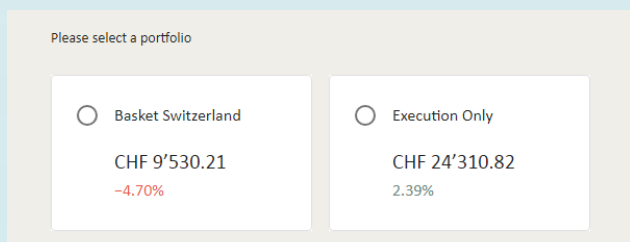
2 Select the menu item „Trading“ in the navigation bar on the left side of the screen.



3 Select the order type (sell/buy) by clicking the corresponding button at the top right.



4 Select the portfolio and then click „Next“ at the bottom right of the screen.



5 Use the search fields to find the title you want. Select the title from the hit list and click „Next“.

Important note: If the title you are looking for is not available, please contact your client advisor.

6 In the next step you will be asked to enter the debit account, the number of titles, the execution type and the validity of the order. After filling in these fields, click „Next“.

7 Before the order is sent, you can check the order data again in a final step. By clicking the „Buy“ or „Sell“ button, the order is transmitted to the bank.

✓ Portfolio → ✓ Instrument → ✓ Trade details → 4 Review

Support Intermediaries

+423 237 83 33

clientservices@kaiserpartner.com



Support Private Banking

+423 237 80 80

pb@kaiserpartner.com